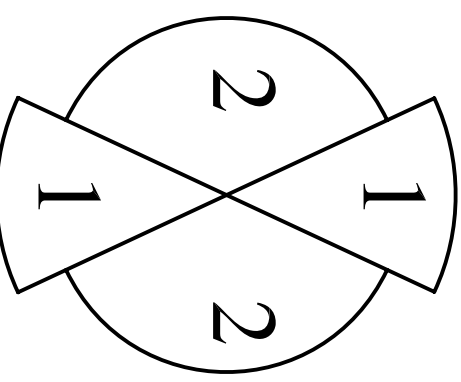
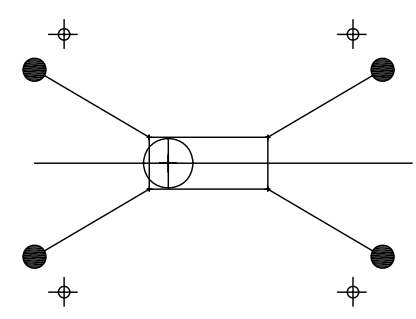
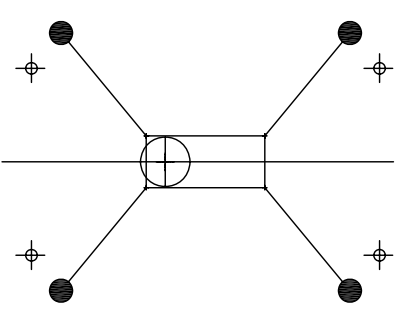
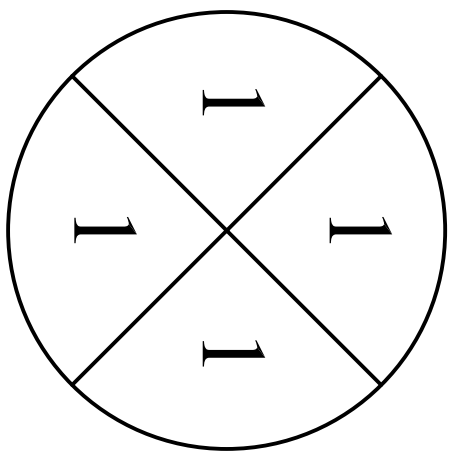
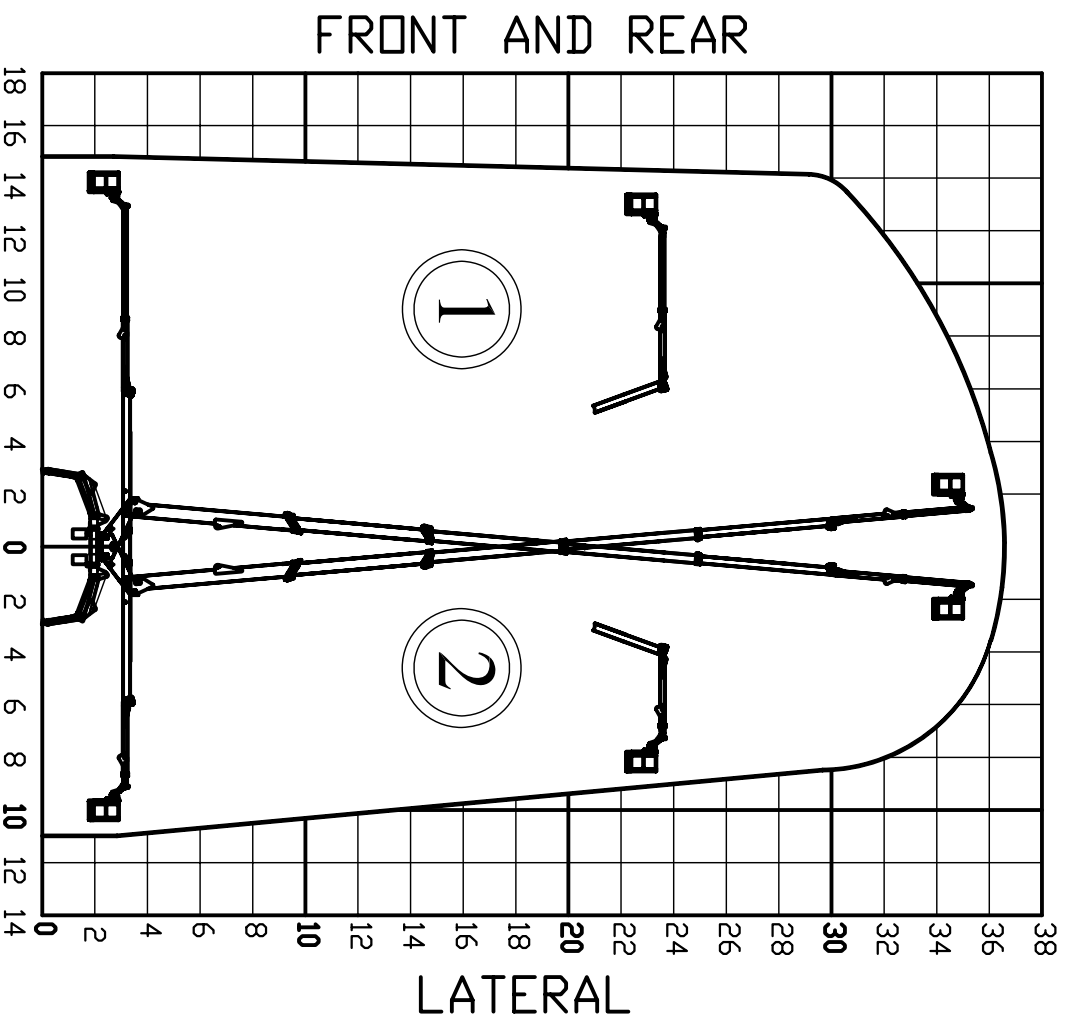


PORTATA
Kg 200



DIMENSIONS AND PERFORMANCES ARE INDICATIVE AND VARIATIONS ARE POSSIBLE WITHOUT ANY INFORMATION. All property rights reserved by C.E.L.A. S.p.a. - The drawing shall not be reproduced or in any way utilized, for the manufacture of the component or unit herein illustrated and must not be released to other parties, without written consent, any infringement will be legally pursued.

DIMENSIONI E CARATTERISTICHE SONO INDICATIVE E SOSPETTIBILI DI VARIAZIONI SENZA PREAVVISO. Proprietà' della C.E.L.A. S.p.a. - Senza autorizzazione scritta dello stesso il presente disegno non potrà' essere comunque utilizzato ne venire comunicato a terzi o riprodotto. La società' proprietaria tutela i propri diritti a norma di legge.

PROVISIONAL

		DENOMINAZIONE - NAME	
		WORKING AREA	
VEICOLO - CHASSIS		DISEGNO - DRAWN	
-		S.D.	
P.I.T. - G.V.W.		CONTROLLATO - CHECKED	
-		T.S.	
PIATTAFORMA - PLATFORM MODEL		DISEGNO N° - DRAWING N°	
SPYDER 365 E		1005682	
AREA DI LAVORO - WORKING AREA		-	